

## Statement Showing Shareholding Pattern

Company Code S21216

Table (I)(a)

Name of the Company: DHANALAXMI ROTO SPINNERS LIMITED

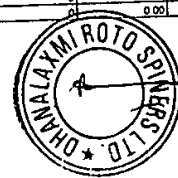
Quarter ended: 30th September, 2015

Category code	Category of Shareholder	Number of Shareholders	Total number of shares	Number of shares held in dematerialized form	Total shareholding as a percentage of total number of shares		Shares Pledged or otherwise encumbered	
					As a percentage of (A+D) <sup>1</sup>	As a percentage of (A+B+C)	Number of shares	As a percentage (IX) = (VIII)/(IV)*100
(i)	(ii)	(iii)	(iv)	(v)	(vi)	(vii)	(viii)	(ix)
(A)	Shareholding of Promoter and Promoter Group <sup>2</sup>							
1	Indian							
(a)	Individuals/ Hindu Undivided Family	104	1588651	1094201	40.73	40.73	0	0.00
(b)	Central Government/ State Government(s)				0.00	0.00	0	0.00
(c)	Bodies Corporate	4	203825	42975	5.23	5.23	0	0.00
(d)	Financial Institutions/ Banks				0.00	0.00		
(e)	Any Others (Specify)				0.00	0.00		
(e-i)					0.00	0.00		
(e-ii)					0.00	0.00		
	Sub-Total (A)(1)	108	1792476	1137176	45.96	45.96	0	0.00 *
2	Foreign							
a	Individuals (Non-Residents Individuals/ Foreign Individuals)	0	0	0	0.00	0.00		
b	Bodies Corporate				0.00	0.00		
c	Institutions				0.00	0.00		
d	Any Others (Specify)				0.00	0.00		
d-i					0.00	0.00		
d-ii					0.00	0.00		
	Sub-Total (A)(2)	0	0	0	0.00	0.00	0	
	Total Shareholding of Promoter and Promoter Group (A) = (A)(1)+(A)(2)	108	1792476	1137176	45.96	45.96	0	0.00
(B)	Public shareholding							
1	Institutions				0.00	0.00		
(a)	Mutual Funds/ UFI				0.01	0.01		
(b)	Financial Institutions/ Banks	1	200	0	0.00	0.00		
(c)	Central Government/ State Government(s)				0.00	0.00		
(d)	Venture Capital Funds				0.00	0.00		
(e)	Insurance Companies				0.00	0.00		
(f)	Foreign Institutional Investors	0	0	0	0.00	0.00		
(g)	Foreign Venture Capital Investors				0.00	0.00		
(h)	Any Other (specify)				0.00	0.00		
(h-i)					0.00	0.00		
(h-ii)					0.01	0.01		
	Sub-Total (B)(1)	1	200	0	0.01	0.01		
2	Non-institutions							
(a)	Bodies Corporate	64	152508	137208	3.91	3.91		
(b)	Individuals				0.00	0.00		
1	i. Individual shareholders holding nominal share capital up to Rs. 1 lakh	4141	1303039	701459	33.41	33.41		
ii	ii. Individual shareholders holding nominal share capital in excess of Rs. 1 lakh.	18	651413	616513	16.70	16.70		
(c)	Any Other (NRTS)	4	224	224	0.01	0.01		
(c-i)	Any Other (Cleaning Members)	2	440	440	0.01	0.01		
(c-ii)					0.00	0.00		
	Sub-Total (B)(2)	4229	2107624	1455844	54.04	54.04		
	Total Public Shareholding (B) = (B)(1)+(B)(2)	4230	2107824	1455844	54.04	54.04		
	TOTAL (A)+(B)	4338	3900300	2593020	100.00	100.00		
(C)	Shares held by Custodians and against which Depository Receipts have been issued							
1	Promoter and Promoter Group					0.00		
2	Public					0.00		
	Sub-Total (C)	0	0	0		0.00	0	0.00
	GRAND TOTAL (A)+(B)+(C)	4338	3900300	2593020				




(1)(b) Statement showing holding of securities (including shares, warrants, convertible securities) of persons belonging to the category "Promoter and Promoter Group" as on 30th September, 2012

Sr. No.	Name of the shareholder	Total shares held		Shares pledged or otherwise encumbered			Details of warrants		Details of convertible securities		Total shares (including underlying shares assuming full conversion of warrants and convertible securities) as a % of diluted share capital
		Number of shares	As a % of grand total (A)+(B)+(C)	Number	As a percentage	As a % of grand total (A)+(B)+(C) of sub-clause (I)(a)	Number of warrant held	As a % total number of warrants of the same class	Number of convertible securities held	As a % total number of convertible securities of the same class	
(i)	(ii)	(iii)	(iv)	(v)	(vi)=(v)/(iii)*100	(vii)	(viii)	(ix)	(x)	(xi)	(xii)
1	RANGANATH ENTERPRISES PVT. LTD	122300	3.14	0	0.00	0.00	0	0.00	0	0.00	3.14
2	ANIRUDH INANI	112000	2.87	0	0.00	0.00	0	0.00	0	0.00	2.87
3	RAJKUMAR INANI	110000	2.82	0	0.00	0.00	0	0.00	0	0.00	2.82
4	NARAYAN INANI	80000	2.05	0	0.00	0.00	0	0.00	0	0.00	2.05
5	NARAYAN INANI	71100	1.82	0	0.00	0.00	0	0.00	0	0.00	1.82
6	SRIGOPAL INANI	65681	1.68	0	0.00	0.00	0	0.00	0	0.00	1.68
7	RAJKUMAR INANI	64800	1.66	0	0.00	0.00	0	0.00	0	0.00	1.66
8	NATHI BAI INANI	60000	1.52	0	0.00	0.00	0	0.00	0	0.00	1.52
9	SRIGOPAL INANI	59000	1.51	0	0.00	0.00	0	0.00	0	0.00	1.51
10	SRI GOPAL INANI	54081	1.39	0	0.00	0.00	0	0.00	0	0.00	1.39
11	RAJKUMAR INANI	50492	1.29	0	0.00	0.00	0	0.00	0	0.00	1.29
12	DIVYA INANI	48545	1.19	0	0.00	0.00	0	0.00	0	0.00	1.19
13	RANGANATH ENTERPRISES PVT LIMITED	42825	1.10	0	0.00	0.00	0	0.00	0	0.00	1.10
14	OMPRakash MUNDADA	40000	1.03	0	0.00	0.00	0	0.00	0	0.00	1.03
15	SANGITA INANI	38850	1.00	0	0.00	0.00	0	0.00	0	0.00	1.00
16	KESHAV INANI	36500	0.94	0	0.00	0.00	0	0.00	0	0.00	0.94
17	SRI GOPAL INANI	30001	0.77	0	0.00	0.00	0	0.00	0	0.00	0.77
18	INANI CONSTRUCTIONS & THEATERS P.LTC	25150	0.64	0	0.00	0.00	0	0.00	0	0.00	0.64
19	INANI KESHAV	25073	0.64	0	0.00	0.00	0	0.00	0	0.00	0.64
20	NARAYAN INANI	25000	0.64	0	0.00	0.00	0	0.00	0	0.00	0.64
21	SRI GOPAL INANI (HUF)	23235	0.60	0	0.00	0.00	0	0.00	0	0.00	0.59
22	CHAMPADDEV INANI	23200	0.59	0	0.00	0.00	0	0.00	0	0.00	0.59
23	ANIRUDH INANI	20409	0.52	0	0.00	0.00	0	0.00	0	0.00	0.51
24	ANIRUDH INANI	20000	0.51	0	0.00	0.00	0	0.00	0	0.00	0.51
25	DIVYA INANI	20000	0.51	0	0.00	0.00	0	0.00	0	0.00	0.51
26	RAJKUMAR INANI (HUF)	20000	0.51	0	0.00	0.00	0	0.00	0	0.00	0.51
27	JAYSHREE INANI	20000	0.51	0	0.00	0.00	0	0.00	0	0.00	0.51
28	NARAYAN INANI	20000	0.51	0	0.00	0.00	0	0.00	0	0.00	0.51
29	NARAYAN INANI (HUF)	20000	0.51	0	0.00	0.00	0	0.00	0	0.00	0.51
30	SANGITA INANI	20000	0.51	0	0.00	0.00	0	0.00	0	0.00	0.51
31	RAJKUMAR INANI	18864	0.48	0	0.00	0.00	0	0.00	0	0.00	0.48
32	SRIGOPAL INANI	15693	0.40	0	0.00	0.00	0	0.00	0	0.00	0.40
33	ANIRUDH INANI	15500	0.40	0	0.00	0.00	0	0.00	0	0.00	0.37
34	ANIRUDH INANI	14445	0.37	0	0.00	0.00	0	0.00	0	0.00	0.37
35	RAJKUMAR	14000	0.36	0	0.00	0.00	0	0.00	0	0.00	0.36
36	LAKSHMIKANTH	13400	0.34	0	0.00	0.00	0	0.00	0	0.00	0.34
37	INANI CONSTRUCTION & THEATERS PVT LTD	12800	0.32	0	0.00	0.00	0	0.00	0	0.00	0.32
38	SRIKANTH	12000	0.31	0	0.00	0.00	0	0.00	0	0.00	0.31
39	RAJKUMAR INANI	12000	0.31	0	0.00	0.00	0	0.00	0	0.00	0.31
40	NARAYAN INANI	12000	0.31	0	0.00	0.00	0	0.00	0	0.00	0.31
41	SRIGOPAL INANI	11700	0.29	0	0.00	0.00	0	0.00	0	0.00	0.29
42	SRIGOPAL	10600	0.27	0	0.00	0.00	0	0.00	0	0.00	0.27
43	VEDARNATH SARDA	10500	0.27	0	0.00	0.00	0	0.00	0	0.00	0.27
44	NARAYAN SRIGOPAL INANI HUF	10490	0.27	0	0.00	0.00	0	0.00	0	0.00	0.26
45	VISHNUKANTH	10000	0.26	0	0.00	0.00	0	0.00	0	0.00	0.26
46	SRIGOPAL LAKSHIKANTA NARAYAN HUF	10000	0.26	0	0.00	0.00	0	0.00	0	0.00	0.26
47	LAKSHIKANTA RAJKUMAR INANI HUF	10000	0.26	0	0.00	0.00	0	0.00	0	0.00	0.26
48	NARAYAN INANI	10000	0.26	0	0.00	0.00	0	0.00	0	0.00	0.26
49	SRI GOPAL INANI	10000	0.26	0	0.00	0.00	0	0.00	0	0.00	0.26
50	SRIGOPAL LAKSHIKANTA RAJKUMAR	10000	0.26	0	0.00	0.00	0	0.00	0	0.00	0.26
51	LAKSHMIKANTA NARAYAN INANI HUF	10000	0.26	0	0.00	0.00	0	0.00	0	0.00	0.26
52	JAYKUMAR BANGAD	10000	0.26	0	0.00	0.00	0	0.00	0	0.00	0.26
53	LAKSHMIKANTA RAJKUMAR NARAYAN	10000	0.26	0	0.00	0.00	0	0.00	0	0.00	0.26
54	GOPIKISHAN BANGAD	9700	0.25	0	0.00	0.00	0	0.00	0	0.00	0.25
55	VENUGOPAL	8500	0.22	0	0.00	0.00	0	0.00	0	0.00	0.22
56	IRAMAKANTH	7700	0.20	0	0.00	0.00	0	0.00	0	0.00	0.20
57	ANIRUDH	6000	0.15	0	0.00	0.00	0	0.00	0	0.00	0.15
58	PRAMILA DEVI	5700	0.15	0	0.00	0.00	0	0.00	0	0.00	0.15
59	LAKSHMIKANTA	5500	0.14	0	0.00	0.00	0	0.00	0	0.00	0.14
60	NARAYAN	5000	0.13	0	0.00	0.00	0	0.00	0	0.00	0.13
61	LALITA INANI	5000	0.13	0	0.00	0.00	0	0.00	0	0.00	0.13
62	MAHESHWARI MADHU	5000	0.13	0	0.00	0.00	0	0.00	0	0.00	0.13
63	KALASHCHAND KABRA	4800	0.12	0	0.00	0.00	0	0.00	0	0.00	0.12
64	HANITA	4500	0.12	0	0.00	0.00	0	0.00	0	0.00	0.11
65	JAYSHREE INANI	4400	0.11	0	0.00	0.00	0	0.00	0	0.00	0.11
66	DINESH MURLIDHAR INANI	4100	0.11	0	0.00	0.00	0	0.00	0	0.00	0.11
67	KALASH NARAYAN BHANGADIA	3300	0.08	0	0.00	0.00	0	0.00	0	0.00	0.08
68	SRIKUMAR	2900	0.07	0	0.00	0.00	0	0.00	0	0.00	0.07
69	RAMKANTA DEVI	2900	0.07	0	0.00	0.00	0	0.00	0	0.00	0.07
70	BHANGADIA KALASH	2500	0.06	0	0.00	0.00	0	0.00	0	0.00	0.06
71	GANDIKOTAMALYADRI	2500	0.06	0	0.00	0.00	0	0.00	0	0.00	0.06
72	JAIRAKASH DALLOD	2500	0.06	0	0.00	0.00	0	0.00	0	0.00	0.06
73	MAKESH KUMAR BHATTAD	2500	0.06	0	0.00	0.00	0	0.00	0	0.00	0.06
74	VISHUKANT RATHI	2500	0.06	0	0.00	0.00	0	0.00	0	0.00	0.06
75	ANKALU TIRUMALAKONDA	2500	0.06	0	0.00	0.00	0	0.00	0	0.00	0.06
76	MURLIDHAR INANI	2500	0.06	0	0.00	0.00	0	0.00	0	0.00	0.06
77	NANDKISHORE RATHI	2500	0.06	0	0.00	0.00	0	0.00	0	0.00	0.06
78	YERRIBOINA VENKATESWARAO	2500	0.06	0	0.00	0.00	0	0.00	0	0.00	0.06
79	DAMODAR BALDNA	2500	0.06	0	0.00	0.00	0	0.00	0	0.00	0.06
80	NAVATHI DARAK	2500	0.06	0	0.00	0.00	0	0.00	0	0.00	0.06
81	SHALESH JAIN	2500	0.06	0	0.00	0.00	0	0.00	0	0.00	0.06
82	SHYAM BIHARI KABRA	2500	0.06	0	0.00	0.00	0	0.00	0	0.00	0.06
83	SARALA JAJU	1500	0.04	0	0.00	0.00	0	0.00	0	0.00	0.04
84	K N PRASAD	1500	0.04	0	0.00	0.00	0	0.00	0	0.00	0.04
85	N PRABHAKAR	1500	0.04	0	0.00	0.00	0	0.00	0	0.00	0.04
86	RIDHURAN CHOWHARY	1500	0.04	0	0.00	0.00	0	0.00	0	0.00	0.04
87	ANIL MUNDRA	1500	0.04	0	0.00	0.00	0	0.00	0	0.00	0.04




88	G RAMCHANDER	1500	0.04	0	0.00	0.00	0	0.00	0	0.00	0.04
89	B. S. RAO	1500	0.04	0	0.00	0.00	0	0.00	0	0.00	0.04
90	A. SANGAPPA	1500	0.04	0	0.00	0.00	0	0.00	0	0.00	0.04
91	KAMAL KISHORE KANKANI	1500	0.04	0	0.00	0.00	0	0.00	0	0.00	0.04
92	RATANLAL SHARMA	1500	0.04	0	0.00	0.00	0	0.00	0	0.00	0.04
93	V. S. JAJOO	1500	0.04	0	0.00	0.00	0	0.00	0	0.00	0.04
94	NATHMALJI BANG	1300	0.03	0	0.00	0.00	0	0.00	0	0.00	0.03
95	TARA SHRIKANT KABRA	1000	0.03	0	0.00	0.00	0	0.00	0	0.00	0.03
96	SRINIVAS RAO T	1000	0.03	0	0.00	0.00	0	0.00	0	0.00	0.03
97	MEERA BANGAD	1000	0.03	0	0.00	0.00	0	0.00	0	0.00	0.03
98	ANIL UPADHYAY	800	0.02	0	0.00	0.00	0	0.00	0	0.00	0.02
99	BANKLAL VYAS	500	0.01	0	0.00	0.00	0	0.00	0	0.00	0.01
100	BANSIDHAR VYAS	500	0.01	0	0.00	0.00	0	0.00	0	0.00	0.01
101	KRISHNA RAM DIDEI	500	0.01	0	0.00	0.00	0	0.00	0	0.00	0.01
102	SATYANARAYAN DIDEI	500	0.01	0	0.00	0.00	0	0.00	0	0.00	0.01
103	LALARAM JAT	500	0.01	0	0.00	0.00	0	0.00	0	0.00	0.01
104	BHANWARILAL ASAWA	500	0.01	0	0.00	0.00	0	0.00	0	0.00	0.01
105	MURLIDHAR SARDA	500	0.01	0	0.00	0.00	0	0.00	0	0.00	0.01
106	RAM PRASAD OJHA	500	0.01	0	0.00	0.00	0	0.00	0	0.00	0.01
107	MANGILAL BAJAJ	300	0.01	0	0.00	0.00	0	0.00	0	0.00	0.01
108	NATHMAL VYAS	250	0.01	0	0.00	0.00	0	0.00	0	0.00	0.01
TOTAL		1792476	45.96	0	0.00	0.00	0	0.00	0	0.00	45.96



Company Code 521216

(1)(c)(i) Statement showing holding of securities (including shares, warrants, convertible securities) of persons belonging to the category "Public" and holding more than 1% of the total number of shares as on 30th September, 2015

Sr. No.	Name of the shareholder	Number of shares	Shares as a percentage of total number of shares (i.e., Grand Total (A)+(B)+(C) indicated in Statement at para (1)(a) above)	Detail of warrants		Details of convertible securities		Total shares (including underlying shares assuming full conversion of warrants and convertible securities as a % of diluted share capital)
				Number of warrants held	As a % total number of warrants of the same class	Number of convertible securities held	% w.r.t total number of convertible securities of the same class	
		79471	2.04	0	0.00	0	0.00	2.04
1	MANISH JAIN	68317	1.75	0	0.00	0	0.00	1.75
2	PUSHPA JAIN	67900	1.74	0	0.00	0	0.00	1.74
3	JAYNARAYAN SHARMA	66871	1.71	0	0.00	0	0.00	1.71
4	VIKRAM KUMAR JAIN	53500	1.37	0	0.00	0	0.00	1.37
5	REKHA KUMARI JAIN	49850	1.28	0	0.00	0	0.00	1.28
6	SRIKANTA BAI CHANDAK	45500	1.17	0	0.00	0	0.00	1.17
7	SHANTA CHANDAK	40100	1.03	0	0.00	0	0.00	1.03
8	KARMANGHAT SECURITIES PVT LTD							
		471509	12.09	0	0.00	0	0.00	12.09
TOTAL								



Company Code 521216



**CIL SECURITIES LIMITED**  
 214, RAGHAVA RATNA TOWERS, CHIRAG ALI LINE, ABIDS, HYDERABAD., 500 001, CIN: L67120TG1989PL  
 Pan No. : Phone No. : +91-40-23202465/23203155 ; Fax No. : (040) 23203028,66661267  
 Email: rta@cilsecurities.com ; Url: http://www.cilsecurities.com

ISIN : INE220C01012

Name of the Company : DHANALAXMI ROTO SPINNERS LIMITED

**Statement showing Body Corporate Holdings as on 30-09-2015**

Serial No	Client Id/Folio	Name of ShareHolder	No. Of Shares	Held(%)
1	1203620000007580	KARMANGHAT SECURITIES PVT LTD	40100	1.028126%
2	IN300118-10070571	RAMAKANT & CO PVT LTD	15500	0.397405%
3	IN300513-10536408	VEERKRUPA SECURITIES PVT LTD	15000	0.384586%
4	1204150000007808	JAINAM SHARE CONSULTANTS PVT. LTD	12562	0.322078%
5	DRS008990	RAJA SHREE INVEST & SECU PVT LTD	8600	0.220496%
6	1203620000018250	RANGANATH ENTERPRISES PRIVATE LTD	6567	0.168372%
7	1201350000081432	SHRIMANNARAYAN ENTERPRISES PRIVATE LI	6294	0.161372%
8	IN302898-10018888	GUINNESS SECURITIES LIMITED	5600	0.143579%
9	IN302365-10000130	SHRI PARASRAM HOLDINGS PVT.LTD.	5453	0.139810%
10	1201350000082018	LAKEPRIYA ENTERPRISES PRIVATE LIMITED	4496	0.115273%
11	IN300271-10084440	SIGMA CREDIT & CAPITAL SERVICES PVT LTD	4000	0.102556%
12	IN300513-14972584	SHAREKHAN LIMITED	3724	0.095480%
13	IN300214-15084759	KARMANGHAT SECURITIES PRIVATE LIMITED	2400	0.061534%
14	DRS006744	MUNDHWA INVESTMENT LIMITED	2100	0.053842%
15	DRS009349	VADODARA STOCK EXCHANGE LTD	1500	0.038459%
16	IN301774-10000167	RELIGARE SECURITIES LTD	1421	0.036433%
17	IN301477-10000096	BONANZA PORTFOLIO LTD	1300	0.033331%
18	IN300095-11594031	Kanchanjanga Securities Company Pvt Ltd	1300	0.033331%
19	IN300394-10014644	KARVY STOCK BROKING LIMITED	1200	0.030767%
20	1202920000128703	JSEL SECURITIES LTD.(465)	1000	0.025639%
21	IN302357-10000176	SPT INTERNATIONAL AND FINANCE LIMITED	800	0.020511%
22	DRS006778	VAITARANI LEASING & INVESTMENTS LTD	700	0.017947%
23	IN300693-10174815	INTELLIGENT MONEY MANAGERS PVT LTD	600	0.015383%
24	1203440000068717	ARCADIA SHARE AND STOCK BROKERS PVT. LT	535	0.013717%
25	IN303165-10000868	SRI SHIRDI CAPITAL SERVICES PVT LTD	500	0.012820%
26	DRS006750	ZENITH EXPORTS LTD	500	0.012820%
27	1206590000000037	TRADESWIFT BROKING PRIVATE LIMITED	500	0.012820%
28	IN302496-10048526	NIVEDAN INVESTMENTS AND TRADING CO. PVT	500	0.012820%
29	DRS009195	R S B SECURITIES LTD	500	0.012820%
30	1203140000000810	PRABHAT FINANCIAL SERVICES LIMITED	500	0.012820%
31	IN303735-10002076	DEAL DEPOT BROKERAGE PRIVATE LIMITED	500	0.012820%
32	1203520000011436	KELLTON SECURITIES PRIVATE LIMITED	500	0.012820%
33	DRS006758	MEGA SHARE AGENCIES (P) LTD	500	0.012820%
34	12036600000002540	MAVERICK SHARE BROKERS LIMITED	500	0.012820%
35	1204230000025644	RR EQUITY BROKERS PRIVATE LIMITED	498	0.012768%
36	1204200000000056	INDIA ADVANTAGE SECURITIES PVT. LTD	490	0.012563%
37	1203470000003111	PUG STOCK BROKERS PVT. LTD.	400	0.010256%
38	1202920000074327	JSEL SECURITIES LTD (003)	393	0.010076%
39	IN301983-10000168	ARIHANT CAPITAL MKT. LTD	362	0.009281%
40	DRS006814	REEMA BUSINESS SERVICES PRIVATE LTD	300	0.007692%
41	IN300271-10141122	ACTION FINANCIAL SERVICES (INDIA) LTD	200	0.005128%



Company Code 521216



**CIL SECURITIES LIMITED**

214, RAGHAVA RATNA TOWERS, CHIRAG ALI LINE, ABIDS, HYDERABAD., 500 001, CIN: L67120TG1989PL


Pan No. ; Phone No. : +91-40-23202465/23203155 ; Fax No. : (040) 23203028,66661267

Email: rta@cilsecurities.com ; Url: http://www.cilsecurities.com

ISIN : INE220C01012

Name of the Company : DHANALAXMI ROTO SPINNERS LIMITED

42	120494000000166	INDIANIVESH SECURITIES PRIVATE LIMITED	200	0.005128%
43	DRS009289	RACHANA CAPITAL AND SECURITIES LTD	200	0.005128%
44	1203320000000066	ANGEL BROKING PRIVATE LIMITED.	200	0.005128%
45	IN300118-11523134	ALANKIT FINSEC LTD	200	0.005128%
46	IN303575-10001622	MATALIA STOCK BROKING PVT LTD	180	0.004615%
47	1203910000005043	SAAKETA FINSTOCK PVT. LTD.	150	0.003846%
48	IN302806-10026079	SAGAR ENGINEERING PRIVATE LTD.	100	0.002564%
49	IN301151-26511923	DWAR SOFTWARE LTD	100	0.002564%
50	IN301846-10283572	LSE SECURITIES LTD.	100	0.002564%
51	IN300394-12434155	KARVY STOCK BROKING LIMITED	100	0.002564%
52	DRS003034	KANYAKA AUTO FIN PVT LTD	100	0.002564%
53	DRS004314	SUJIT INVESTMENT & PROPERTIES LTD	100	0.002564%
54	DRS006599	RAMNORD RESEARCH LABORATORIES PVT LTD	100	0.002564%
55	DRS006727	KANYAKA INVESTMENT'S PVT LTD	100	0.002564%
56	IN303719-10177091	EDELWEISS BROKING LTD	95	0.002436%
57	IN300966-10060240	GLOBE CAPITAL MARKET LTD	50	0.001282%
58	1202890000000289	VAISHAK SHARES LIMITED	14	0.000359%
59	1100001000015322	INDIA ADVANTAGE SECURITIES PRIVATE LIMIT	10	0.000256%
60	1204440000001190	MARFATIA STOCK BROKING PRIVATE LIMITED	6	0.000154%
61	1304140007310563	JAYANT SHARE BROKING PRIVATE LTD	5	0.000128%
62	1204630000023115	BMA WEALTH CREATORS LTD.	1	0.000026%
63	IN300239-10851718	CENTRE FOR MONITORING INDIAN ECONOMY P	1	0.000026%
64	IN301321-10399438	ISHA SECURITIES LIMITED	1	0.000026%
		TOTAL	152508	3.910169%



Company Code 521216




**CIL SECURITIES LIMITED**  
 214, RAGHAVA RATNA TOWERS, CHIRAG ALI LINE, ABIDS, HYDERABAD., 500 001, CIN: L67120TG1989PL  
 Pan No. : +91-40-23202465/23203155 ; Fax No. : (040) 23203028,66661267  
 Email: rta@cilsecurities.com ; Url: http://www.cilsecurities.com

ISIN : INE220C01012

Name of the Company : DHANALAXMI ROTO SPINNERS LIMITED

Statement showing Individual Promoters Holdings as on 30-09-2015

Serial No	Client Id/Folio	Name of ShareHolder	No. Of Shares	Held(%)
1	IN303069-10019067	ANIRUDH INANI	112000	2.871574%
2	IN300214-16554887	RAJKUMAR INANI	110000	2.820296%
3	IN300214-16563783	NARAYAN INANI	80000	2.051124%
4	IN300214-16572017	NARAYAN INANI	71100	1.822937%
5	IN300214-16573542	SRIGOPAL INANI	65691	1.684255%
6	IN300214-16572009	RAJKUMAR INANI	64800	1.661411%
7	DRS000024	NATHI BAI INANI	60000	1.538343%
8	IN300214-16573559	SRIGOPAL INANI	59000	1.512704%
9	IN300214-16564778	SRI GOPAL INANI	54081	1.386586%
10	IN300214-16564751	RAJKUMAR INANI	50492	1.294567%
11	IN300214-16554900	DIVYA INANI	46565	1.193883%
12	DRS000022	OMPRAKASH MUNDADA	40000	1.025562%
13	IN300214-16554879	SANGITA INANI	38850	0.996077%
14	IN300214-16578626	KESHAV INANI	36500	0.935825%
15	IN300214-16629649	SRI GOPAL INANI	30001	0.769197%
16	1203620000020181	INANI KESHAV ,	25075	0.642899%
17	DRS0009510	NARAYAN INANI	25000	0.640976%
18	1203620000005108	SRI GOPAL INANI (HUF),	23235	0.595723%
19	DRS0008664	CHAMPADEVI INANI	23200	0.594826%
20	IN300214-14594719	ANIRUDH INANI	20409	0.523267%
21	DRS0009509	ANIRUDH INANI	20000	0.512781%
22	DRS0009511	NARAYAN INANI (HUF)	20000	0.512781%
23	IN301022-10334246	NARAYAN INANI	20000	0.512781%
24	DRS0009508	SANGITA INANI	20000	0.512781%
25	DRS0009507	DIVYA INANI	20000	0.512781%
26	DRS0009512	RAJKUMAR INANI (HUF)	20000	0.512781%
27	DRS0009513	JAYSHREE INANI	20000	0.512781%
28	IN300214-16559106	RAJKUMAR INANI	19864	0.509294%
29	IN300214-16564786	SRIGOPAL INANI	15693	0.402354%
30	1203620000000891	ANIRUDH INANI	15500	0.397405%
31	IN300214-10966687	ANIRUDH INANI	14445	0.370356%
32	DRS0006812	I RAJKUMAR	14400	0.369202%
33	DRS0006811	I LAKSHMIKANTH	14000	0.358947%
34	DRS0006808	T SRIKANTH	12600	0.323052%
35	IN303069-10019041	SRIGOPAL INANI	12000	0.307669%
36	IN303069-10019090	NARAYAN INANI	12000	0.307669%
37	IN303069-10019399	RAJKUMAR INANI	12000	0.307669%
38	DRS0006807	I SHRIGOPAL	11200	0.287157%
39	DRS000010	KEDARNATH SARDA -	10600	0.271774%
40	1203620000020097	NARAYAN SRIGOPAL INANI HUF.	10500	0.269210%
41	DRS0006804	I VISHNUKANTH	10400	0.266646%



Company Code 521216




CIL SECURITIES LIMITED  
 214, RAGHAVA RATNA TOWERS, CHIRAG ALI LINE, ABIDS, HYDERABAD., 500 001, CIN: L67120TG1989PL  
 Pan No. ; Phone No. : +91-40-23202465/23203155 ; Fax No. : (040) 23203028,66661267  
 Email: rta@cilsecurities.com ; Url: http://www.cilsecurities.com

ISIN : INE220C01012

Name of the Company : DHANALAXMI ROTO SPINNERS LIMITED

42	1203620000004839	LAKSHMIKANTA NARAYAN INANI HUF	10000	0.256391%
43	DRS000020	JAYKUMAR BANGAD	10000	0.256391%
44	12036200000020118	SRIGOPAL LAXMIKANTA RAJKUMAR ,	10000	0.256391%
45	1203620000003041	NARAYAN INANI	10000	0.256391%
46	12036200000020103	LAXMIKANTA RAJKUMAR NARAYAN ,	10000	0.256391%
47	12036200000023051	SRI GOPAL INANI ,	10000	0.256391%
48	12036200000020122	SRIGOPAL LAXMIKANTA NARAYAN HUF ,	10000	0.256391%
49	12036200000004824	LAXMIKANTA RAJKUMAR INANI HUF	9700	0.248699%
50	DRS000019	GOPIKISHAN BANGAD	8500	0.217932%
51	DRS006790	I VENUGOPAL	7700	0.197421%
52	DRS006788	I RAMAKANTH	6000	0.153834%
53	DRS006784	I ANIRUDH	5700	0.146143%
54	DRS006774	I PRAMILA DEVI	5600	0.143579%
55	DRS006773	I LAKSHMIKANTA	5500	0.141015%
56	DRS006771	I NARAYAN	5000	0.128195%
57	DRS000018	KAILASHCHAND KABRA	5000	0.128195%
58	DRS000115	LALITA INANI	5000	0.128195%
59	DRS000047	MAHESHWARI MADHU	4800	0.123067%
60	DRS006760	I ANITA	4500	0.115376%
61	DRS006757	JAYSHREE INANI	4400	0.112812%
62	IN300280-10316127	DINESH MURLIDHAR INANI	4100	0.105120%
63	DRS000017	KAILASH NARAYAN BHANGADIA	3300	0.084609%
64	DRS006741	I SRIKUMAR	2600	0.066662%
65	DRS000015	RAMKANYA DEVI	2600	0.066662%
66	DRS000016	BHANGADIA KAILASH	2500	0.064098%
67	DRS000123	SHYAM BIHARI KABRA	2500	0.064098%
68	DRS000118	MURLIDHAR INANI	2500	0.064098%
69	DRS000059	MUKESH KUMAR BHATTAD	2500	0.064098%
70	DRS000060	NAVNITH DARAK	2500	0.064098%
71	DRS000092	SHAILESH JAIN	2500	0.064098%
72	DRS000095	JAIPRAKASH PALLOD	2500	0.064098%
73	DRS000100	ANKALU TIRUMALAKONDA	2500	0.064098%
74	DRS000101	GANDIKOTAMALYADRI	2500	0.064098%
75	DRS000102	YERRIBOINA VENKATESWARRAO	2500	0.064098%
76	DRS000105	DAMODAR BALDWA	2500	0.064098%
77	DRS000114	VISHNUKANT RATHI	2500	0.064098%
78	DRS000119	NANDKISHORE RATHI	1900	0.048714%
79	DRS006770	SARALA JAJU	1500	0.038459%
80	DRS000036	G RAMCHANDER	1500	0.038459%
81	DRS000035	A SANGAPPA	1500	0.038459%
82	DRS000034	RIDHKARAN CHOWDHARY	1500	0.038459%
83	DRS000033	RATANLAL SHARMA	1500	0.038459%
84	DRS000037	S S RAO	1500	0.038459%
85	DRS000032	N PRABHAKAR	1500	0.038459%





Company Code SL1216



CIL SECURITIES LIMITED

214, RAGHAVA RATNA TOWERS, CHIRAG ALI LINE, ABIDS, HYDERABAD, 500 001, CIN: L67120TG1989PL

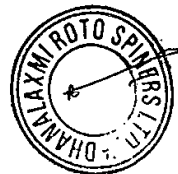
Pan No. ; Phone No. : +91-40-23202465/23203155 ; Fax No. : (040) 23203028,66661267

Email: rta@cilsecurities.com ; Url: http://www.cilsecurities.com

ISIN : INE220C01012

Name of the Company : DHANALAXMI ROTO SPINNERS LIMITED

86	DRS000026	K N PRASAD	1500	0.038459%
87	DRS000031	ANIL MUNDRA	1500	0.038459%
88	DRS000028	KAMAL KISHORE KANKANI	1500	0.038459%
89	DRS000029	V S JAJOO	1300	0.033331%
90	DRS000014	NATHMALJI BANG	1300	0.033331%
91	DRS000048	TARA SHRIKANT KABRA	1000	0.025639%
92	DRS000030	ANIL UPADHYAY	1000	0.025639%
93	DRS000038	MEERA BANGAD	1000	0.025639%
94	DRS000039	SRINIVAS RAO T	900	0.023075%
95	DRS000011	BANKATLAL VYAS	500	0.012820%
96	DRS000042	KRISHNA RAM DIDEL	500	0.012820%
97	DRS000043	BANSIDHAR VYAS	500	0.012820%
98	DRS000023	MURLIDHAR SARDA	500	0.012820%
99	DRS000044	RAM PRASAD OIHA	500	0.012820%
100	DRS000013	BHANWARLAL ASAWA	500	0.012820%
101	DRS000041	SATYANARAYAN DIDEL	500	0.012820%
102	DRS000040	LALARAM JAT	300	0.007692%
103	DRS000012	MANGILAL BAJAJ	250	0.006410%
104	DRS000045	NATHMAL VYAS	1588651	40.731523%
		TOTAL		



Company Code 521216

Introductory sub-table (I)(a)

Name of the Company: DHANALAXMI ROTO SPINNERS LIMITED			
Scrip Code, Name of the scrip, class of security:			
Quarter ended: 30th September, 2015			
<b>Partly paid-up shares:-</b>			
	No. of partly paid-up shares	As a % of total no. of partly paid-up shares	As a % of total no. of shares of the company
Held by promoter/promoter group	0	#DIV/0!	0
Held by public	0	#DIV/0!	0
<b>Total - D</b>	<b>0</b>	<b>#DIV/0!</b>	<b>0</b>
<b>Outstanding convertible securities:-</b>			
	No. of outstanding securities	As a % of total no. of outstanding convertible securities	As a % of total no. of shares of the company, assuming full conversion of the convertible securities
Held by promoter/promoter group	0	#DIV/0!	0
Held by public	0	#DIV/0!	0
<b>Total - E</b>	<b>0</b>	<b>#DIV/0!</b>	<b>0</b>
<b>Warrants:-</b>			
	No. of warrants	As a % of total no. of warrants	As a % of total no. of shares of the company, assuming full conversion of warrants
Held by promoter/promoter group	0	#DIV/0!	0
Held by public	0	#DIV/0!	0
<b>Total - F</b>	<b>0</b>	<b>#DIV/0!</b>	<b>0</b>
Total paid-up capital of the company, assuming full conversion of warrants and convertible securities (Grand Total (A+B+C)+ D+E+F )		3900300	100



Company Code 521216



CIL SECURITIES LIMITED  
214, RAGHAVA RATNA TOWERS, CHIRAG ALI LINE, ABIDS, HYDERABAD., 500 001, CIN: L67120TG1989PL  
Pan No. ; Phone No. : +91-40-23202465/23203155 ; Fax No. : (040) 23203028,66661267  
Email: rta@cilsecurities.com ; Url: http://www.cilsecurities.com

ISIN : INE220C01012

Name of the Company : DHANALAXMI ROTO SPINNERS LIMITED

Statement showing Banks Holdings as on 30-09-2015

Serial No	Client Id/Folio	Name of ShareHolder	No. Of Shares	Held(%)
	DRS009319	THE FEDERAL BANK LTD	200	0.005128%
		TOTAL	200	0.005128%



Company Code 521216




CIL SECURITIES LIMITED  
214, RAGHAVA RATNA TOWERS, CHIRAG ALI LINE, ABIDS, HYDERABAD., 500 001, CIN: L67120TG1989PL  
Pan No. ; Phone No. : +91-40-23202465/23203155 ; Fax No. : (040) 23203028,66661267  
Email: rta@cilsecurities.com ; Url: http://www.cilsecurities.com

ISIN : INE220C01012

Name of the Company : DHANALAXMI ROTO SPINNERS LIMITED

Statement showing Clearing Member Holdings as on 30-09-2015

Serial No	Client Id/Folio	Name of ShareHolder	No. Of Shares	Held(%)
1	1201910100000391	SMC GLOBAL SECURITIES LTD.	300	0.007692%
2	IN302453-10146921	R K GLOBAL SHARES AND SECURITIES LIMITED	140	0.003589%
		TOTAL	440	0.011281%



Company Code 521216



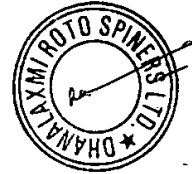
CIL SECURITIES LIMITED  
214, RAGHAVA RATNA TOWERS, CHIRAG ALI LINE, ABIDS, HYDERABAD, 500 001, CIN: L67120TG1989PL  
Pan No. ; Phone No. : +91-40-23202465/23203155 ; Fax No. : (040) 23203028,66661267  
Email: rta@cilsecurities.com ; Url: http://www.cilsecurities.com

ISIN : INE220C01012

Name of the Company : DHANALAXMI ROTO SPINNERS LIMITED

Statement showing Non Resident Indian(NRI) Holdings as on 30-09-2015

Serial No	Client Id/Folio	Name of ShareHolder	No. Of Shares	Held(%)
1	IN303028-54202053	RISHI KHURANA	111	0.002846%
2	IN302902-40000287	SHAHBAZ NOOR MOHAMED THAKUR	100	0.002564%
3	IN300360-10117804	MEENA SURANA	12	0.000308%
4	IN301151-28698077	FELIX DSOUZA	1	0.000026%
		TOTAL	224	0.005744%



Company Code 521216



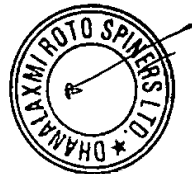
CIL SECURITIES LIMITED  
214, RAGHAVA RATNA TOWERS, CHIRAG ALI LINE, ABIDS, HYDERABAD, 500 001, CIN: L67120TG1989PL  
Pan No. ; Phone No. : +91-40-23202465/23203155 ; Fax No. : (040) 23203028,66661267  
Email: rta@cilsecurities.com ; Url: http://www.cilsecurities.com

ISIN : INE220C01012

Name of the Company : DHANALAXMI ROTO SPINNERS LIMITED

Statement showing Promoters (Body Corporate) Holdings as on 30-09-2015

Serial No	Client Id/Folio	Name of ShareHolder	No. Of Shares	Held(%)
1	DRS009505	RANGANATH ENTERPRISES PVT. LTD	122300	3.135656%
2	IN300476-40374127	RANGANATH ENTERPRISES PVT LIMITED	42975	1.101838%
3	DRS000121	INANI CONSTRUCTION & THEATERS P LTD	25150	0.644822%
4	DRS006810	INANI CONSTRUCTION & THEATERS PVT LTD	13400	0.343563%
		TOTAL	203825	5.225879%



Company Code 521216



CIL SECURITIES LIMITED

214, RAGHAVA RATNA TOWERS, CHIRAG ALI LINE, ABIDS, HYDERABAD, 500 001, CIN: L67120TG1989PL

Pan No. ; Phone No. : +91-40-23202465/23203155 ; Fax No. : (040) 23203028,66661267


Email: rta@cilsecurities.com ; Url: http://www.cilsecurities.com

ISIN : INE220C01012

Name of the Company : DHANALAXMI ROTO SPINNERS LIMITED

TOP 50 List Of ShareHolders of Individual Categories As On 30-09-2015 NSDL CDSL PHYSICAL

Serial No	Client Id/Folio	Name of ShareHolder	No. Of Shares	Held(%)
1	1304140003052808	MANISH JAIN	79471	2.037561%
2	1304140003024020	PUSHPA JAIN	68317	1.751583%
3	1203620000012415	JAYNARAYAN SHARMA ,	67900	1.740892%
4	1203620000012394	VIKRAM KUMAR JAIN ,	66871	1.714509%
5	1304140003026558	REKHA KUMARI JAIN	53500	1.371689%
6	1203620000002721	SRIKANTA BAI CHANDAK	49850	1.278107%
7	1205450000048278	SHANTA CHANDAK	45500	1.166577%
8	1203620000005112	NAGENDRA PRASAD KASTURI	35000	0.897367%
9	IN300214-16554895	NATASHA INANI	26904	0.689793%
10	1203620000020194	INANI AMBARISH ,	25000	0.640976%
11	1203620000010534	SIMANTH ROY CHOWDHURY ,	25000	0.640976%
12	DRS006820	VIMAL P KHANDWALA	24500	0.628157%
13	IN301022-20296555	SIMANTA ROY	22000	0.564059%
14	IN302025-34052762	UDAL SINGH	15000	0.384586%
15	1203620000020175	VASUNDHARA INANI ,	13500	0.346127%
16	IN303069-10019059	LAKSHMI KANTHA INANI	12000	0.307669%
17	1304140004599454	NARAYANAPPA A V D A	10700	0.274338%
18	DRS006819	JYOTI SHAH	10400	0.266646%
19	1203620000020200	PRIYANKA INANI ,	10000	0.256391%
20	1201060001591771	ANANDARAM H R	8500	0.217932%
21	1203620000022440	SHRIRAJ RAJGOPAL ATTAL ,	8000	0.205112%
22	1203620000007825	RAJSHREE ATTAL ,	8000	0.205112%
23	1203620000002388	OM PRAKASH BAHETI	7522	0.192857%
24	IN300394-10009850	MAHENDRA MEHTA	7474	0.191626%
25	1204920000208836	ANUJ GUPTA	7326	0.187832%
26	1204200000004221	KIRAN BHARAT DOSHI	7000	0.179473%
27	IN300183-11598893	POONAM SUNDEEP KARNA	6887	0.176576%
28	DRS008675	ARJUN SINGH	6800	0.174346%
29	IN300343-11203623	SHABBIRALI RASULBHAI SUNASARA	6538	0.167628%
30	1201980000198781	MADHUBEN DHIRAJLAL GANDHI	6500	0.166654%
31	1203620000016063	VENUGOPAL INANI ,	6034	0.154706%
32	IN300214-10158118	KEYUR PUNAMCHAND SHAH	6000	0.153834%
33	1201120000096421	CHHAYA MEHUL SHAH	6000	0.153834%
34	DRS006787	SRINIVASULLU V	5900	0.151270%
35	DRS008672	DEVKARAN SHARMA	5800	0.148707%
36	DRS008678	KRISHNARAM DIDEI	5700	0.146143%
37	DRS008666	SUBRAMANYAM	5700	0.146143%
38	IN302269-11788372	ARIFBHAI JAMALBHAI MEMAN	5593	0.143399%
39	DRS008677	SALOO	5500	0.141015%
40	DRS008680	ANITA INANI	5500	0.141015%
TOTAL			799687	20.503217%



**CIL SECURITIES LIMITED**

214, RAGHAVA RATNA TOWERS, CHIRAG ALI LINE, ABIDS, HYDERABAD, 500 001, CIN: L67120TG1989PL

Pan No. ; Phone No. : +91-40-23202465/23203155 ; Fax No. : (040) 23203028,66661267


Email: rta@cilsecurities.com ; Url: http://www.cilsecurities.com

ISIN : INE220C01012

Name of the Company : DHANALAXMI ROTO SPINNERS LIMITED

**TOP 50 List Of ShareHolders of Individual Categories As On 30-09-2015 NSDL CDSL PHYSICAL**

Serial No	Client Id/Folio	Name of ShareHolder	No. Of Shares	Held(%)
41	IN300214-16820844	DEEPIKA GAVVALA	5336	0.136810%
42	DRS008681	RAMAPATI YADAV	5200	0.133323%
43	DRS008670	RAMKUMAR SHARMA	5200	0.133323%
44	DRS008667	SHIVPRATAP TIWARI	5200	0.133323%
45	1203690000003497	SUBBA REDDY LANKIREDDY	5200	0.133323%
46	DRS008683	DILIP PENSHEWAR	5200	0.133323%
47	IN300450-11444452	NIRANJAN KASAT	5000	0.128195%
48	DRS000178	SUNDARAJOO KRISHNA	5000	0.128195%
49	DRS000179	ROBERT MERE	5000	0.128195%
50	IN301637-41200359	ANKUSH.H	5000	0.128195%



	TOTAL	851023	21.819422%
--	-------	--------	------------



Company Code 521216

(I)(c)(ii) Statement showing holding of securities (including shares, warrants, convertible securities) of persons (together with belonging to the category PAC) belonging to the category "Public" and holding more than 5% of the total number of shares as on 30th September, 2015.


Sr. No.	Name of the shareholder	Number of shares	Shares as a percentage of total number of shares (i.e., Grand Total (A)+(B)+(C) indicated in Statement at para (I)(a) above)	Detail of warrants		Details of convertible securities		Total shares (including underlying shares assuming full conversion of warrants and convertible securities as a % of diluted share capital)
				Number of warrants held	As a % total number of warrants of the same class	Number of convertible securities held	% w.r.t total number of convertible securities of the same class	
1	NIL	0	0.00	0	0.00	0	0.00	0.00
2		0	0.00	0	0.00	0	0.00	0.00
3		0	0.00	0	0.00	0	0.00	0.00
			0.00		0.00		0.00	0.00
<b>TOTAL</b>		0	0.00	0	0.00	0	0.00	0.00



Company Code 521216

(1)(d) Statement showing details of locked-in shares as on 30th September, 2015

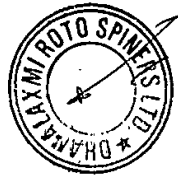
Sr. No.	Name of the shareholder	Number of locked-in shares	Locked-in shares as a percentage of total number of shares (i.e., Grand Total (A)+(B)+(C) indicated in Statement at para (1)(a) above)
1		0	0.00
2		0	0.00
3	NIL	0	0.00
4		0	0.00
			0.00
			0.00
<b>TOTAL</b>		<b>0</b>	<b>0.00</b>



Company Code 52121C

(H)(a) Statement showing details of Depository Receipts (DRs) as on 30th September, 2015

Sr. No.	Type of outstanding DR (ADRs, GDRs, SDRs, etc.)	Number of outstanding DRs	Number of shares underlying outstanding DRs	Shares underlying outstanding DRs as a percentage of total number of shares [i.e., Grand Total (A)+(B)+(C) indicated in Statement at para (H)(a) above]
1				0.00
2				0.00
3				0.00
4				0.00
5				0.00
6	NIL	NIL	0	0.00
7				0.00
8				0.00
9				0.00
				0.00
				0.00
TOTAL		0	0	0.00



Company Code 521216

(11)(b) Statement showing holding of Depository Receipts (DRs), where underlying shares held by "promoter/promoter group" are in excess of 1% of the total number of shares as on 30th September, 2015

Sr. No.	Name of the DR Holder	Type of outstanding DR (ADRs, GDRs, SDRs, etc.)	Number of shares underlying outstanding DRs	Shares underlying outstanding DRs as a percentage of total number of shares (i.e., Grand Total (A)+(B)+(C) indicated in Statement at para (1)(a) above)
1				0.00
2				0.00
3				0.00
4				0.00
5				0.00
6				0.00
7	NIL	NIL	0	0.00
8				0.00
9				0.00
				0.00
				0.00
				0.00
<b>TOTAL</b>			<b>0</b>	<b>0.00</b>

